



## WEEK 7 – YEAR 3 PRIMARY EDUCATION

Hello everyone!

Activities for this week:

1. Read this instructions carefully.
2. Watch the video in the following link [Dog's life](#)
3. Read the Word bank that you can see in this document and watch the video again.
4. Do the activities that you can find in this document.
5. Do you have any questions? Is there something you do not know how to do? Send me a message via Teams!
6. Check your answers. You will find the answers in this document.
7. Send it to my email or Teams.
8. Remember, you have this week and next week to send it to me! Until the 22<sup>nd</sup> of May.



## SEMANA 7- 3º EDUCACIÓN PRIMARIA

¡Hola a todos!

Actividades para esta semana:

1. Lee bien estas instrucciones.
2. Ver el video que tenéis en el link del punto 1 de arriba.
3. Lee el WORD BANK que tienes en este documento para ayudarte con palabras que salen en el video, ahora ve el video otra vez.
4. Hacer las actividades que encontraréis en este documento.
5. ¿Tienes dudas? Escíbeme por el chat de Teams.
6. Corregir las actividades que se puedan. Al final de este documento encontrarás las respuestas.
7. Mándamelo al correo o por Teams.
8. Recuerda, tienes esta semana y la siguiente para mandármelo, hasta el día 22 de mayo.

# WORD BANK

Road




Diary: lo que hace diariamente. "Mondays, I play football. Tuesdays, I go to the park..."

Neighbour




Me!!


Dark clothes



Reflective jacket



Cross the road



Mad=angry

Pavement



Seat belts



Corner



Message: mensaje

Always: siempre

Never: nunca

Wear : llevar puesto



En la ficha te vas a encontrar con este ejercicio. Te pregunta si conoces más normas de circulación y que las dibujes.

4. Write and draw!

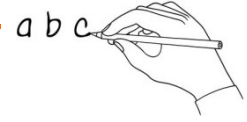
What other road safety rules do you know? Draw a picture and write about them!



A large rectangular box with a dashed border, intended for drawing and writing. It contains four horizontal dotted lines for writing.








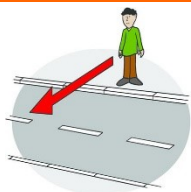






# A dog's life

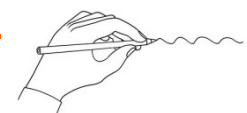


## 1. What's the word?

Write the word under the pictures.

dog	car	ball	look	listen	night
clothes	angry	cross the road	pavement	seat belt	mobile phone
					
	dog				
					

## 2. Match them up!

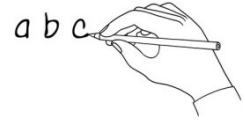


Watch the story. Match the days with what Dino did.

- |           |   |  |
|-----------|---|--|
| Sunday    | → | He made an angry man stop shouting.            |
| Monday    |   | He reminded the family to wear seat belts.     |
| Tuesday   |   | He saved a boy on the road.                    |
| Wednesday |   | He left a message on a car parked dangerously. |
| Thursday  |   | He made two girls walk on the pavement.        |
| Friday    |   | He took two children home.                     |
| Saturday  |   | He stopped Dad talking on his mobile.          |




3. Fill it in!



Write 'always' or 'never' in the sentences to make road safety rules.

- a. Never run onto the road without looking.
- b. \_\_\_\_\_ wear reflective clothes at night.
- c. Cars should \_\_\_\_\_ stop to let people cross.
- d. \_\_\_\_\_ walk on the road. Use the pavement.
- e. \_\_\_\_\_ wear your seat belt. It can save your life.
- f. \_\_\_\_\_ use your phone when driving.
- g. \_\_\_\_\_ park on corners.

4. Write and draw!



What other road safety rules do you know? Draw a picture and write about them!

Large empty box for drawing and writing, containing four horizontal dotted lines for text.








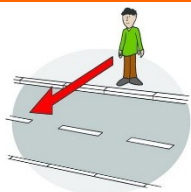






A dog's life - ANSWERS



1. What's the word?

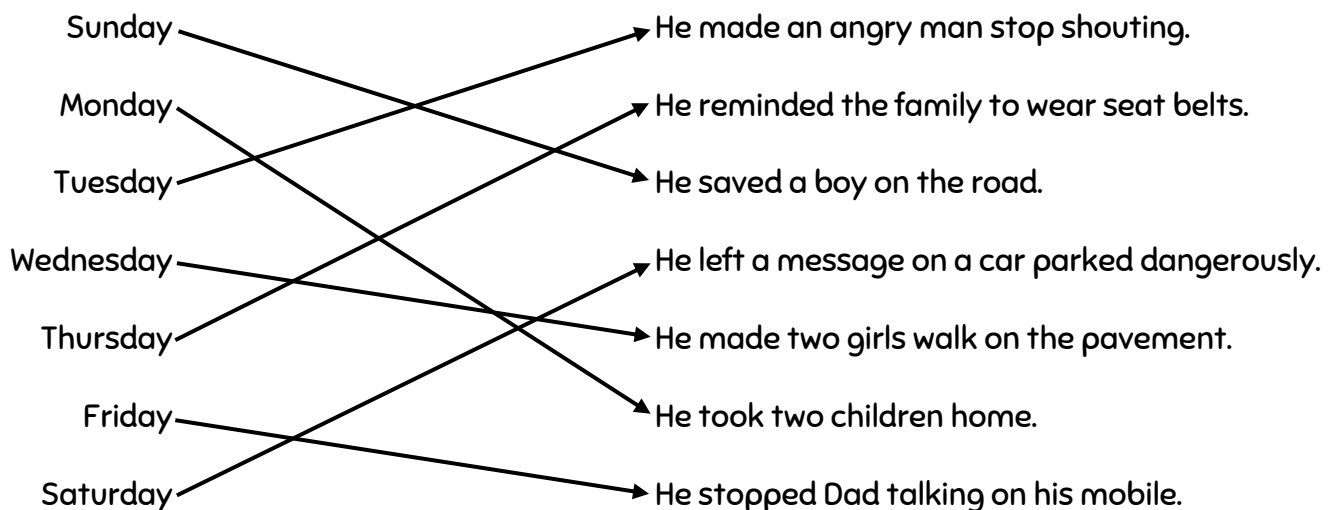
Write the word under the pictures.

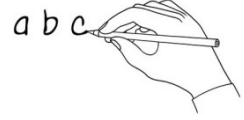
dog	car	ball	look	listen	night
clothes	angry	cross the road	pavement	seat belt	mobile phone
					
ball	dog	mobile phone	seat belt	clothes	listen
					
car	cross the road	pavement	night	angry	look

2. Match them up!



Watch the story. Match the days with what Dino did.





### 3. Fill it in!

Write 'always' or 'never' in the sentences to make road safety rules.

- a. Never run onto the road without looking.
- b. Always wear reflective clothes at night.
- c. Cars should always stop to let people cross.
- d. Never walk on the road. Use the pavement.
- e. Always wear your seat belt. It can save your life.
- f. Never use your phone when driving.
- g. Never park on corners.

### 4. Write and draw!

Children write about other road safety rules that they know and draw a picture.

